

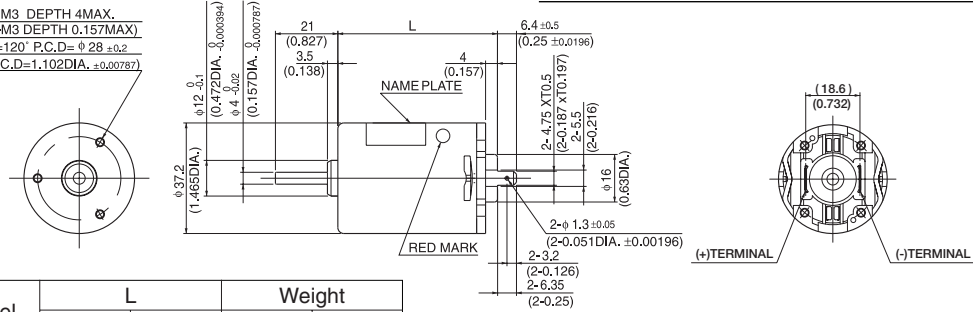
# DME37

MODEL CODE	VOLTAGE	OUTPUT	CURRENT
SA	12V	4.6W	0.78A
SB	24V	4.6W	0.37A
BA	12V	7.2W	1.01A
BB	24V	7.2W	0.53A
KA	12V	9.2W	1.20A
KB	24V	9.2W	0.60A
JB	24V	17.2W	1.07A

## ● DIMENSIONS Unit mm(inch)



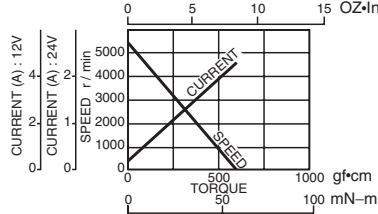
3-M3 DEPTH 4MAX.  
(3-M3 DEPTH 0.157MAX)  
P=120° P.C.D=φ 28 ±0.2  
(P.C.D=1.102DIA. ±0.00787)



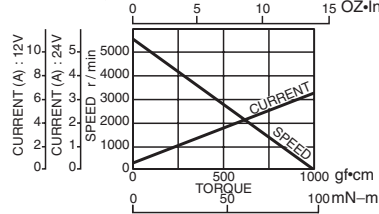
Model	L		Weight	
	(mm)	(inch)	g	lb
DME37SA DME37SB	45.7	1.8	130	0.28
DME37BA DME37BB	53.7	2.11	180	0.40
DME37KA DME37KB	58.7	2.31	210	0.46
DME37JB	63.7	2.51	240	0.53

## ● CURRENT, SPEED-TORQUE CURVE

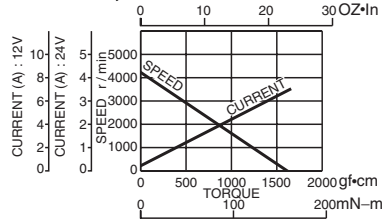
DME37SA, DME37SB



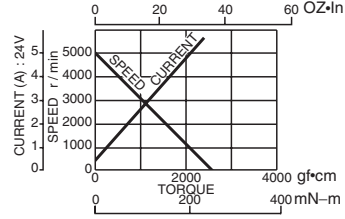
DME37BA, DME37BB



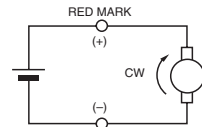
DME37KA, DME37KB



DME37JB



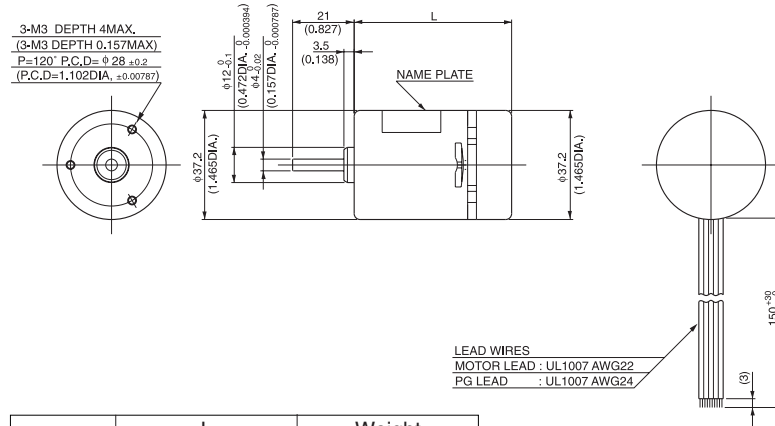
## ● CONNECTION



## ● STANDARD SPECIFICATIONS

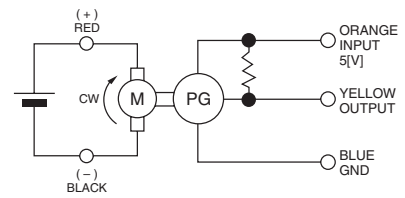
Model	Rated					No load		Stall torque		
	Output W	Voltage V	Torque		Current A	Speed r/min	Current A	Speed r/min	mN·m / oz·in	
			mN·m	oz·in					mN·m	oz·in
DME37SA	4.6	12	10	1.42	0.78	4500	0.26	5500	54	7.64
DME37SB	4.6	24	10	1.42	0.37	4500	0.12	5500	54	7.64
DME37BA	7.2	12	15	2.12	1.01	4700	0.25	5500	98	13.88
DME37BB	7.2	24	15	2.12	0.53	4700	0.13	5500	98	13.88
DME37KA	9.2	12	24.5	3.5	1.20	3600	0.27	4300	160	22.66
DME37KB	9.2	24	24.5	3.5	0.60	3600	0.14	4300	160	22.66
DME37JB	17.2	24	39	5.52	1.07	4200	0.18	5000	240	34

● REVOLUTION SENSOR MAGNET TYPE



Model	L		Weight	
	mm	inch	g	lb
DME37SMA	53.7	2.11	140	0.31
DME37SMB				
DME37BMA	61.7	2.43	190	0.42
DME37BMB				
DME37KMA	66.7	2.63	220	0.49
DME37KMB				
DME37JMB	71.7	2.82	250	0.55

● CONNECTION OF REVOLUTION SENSOR



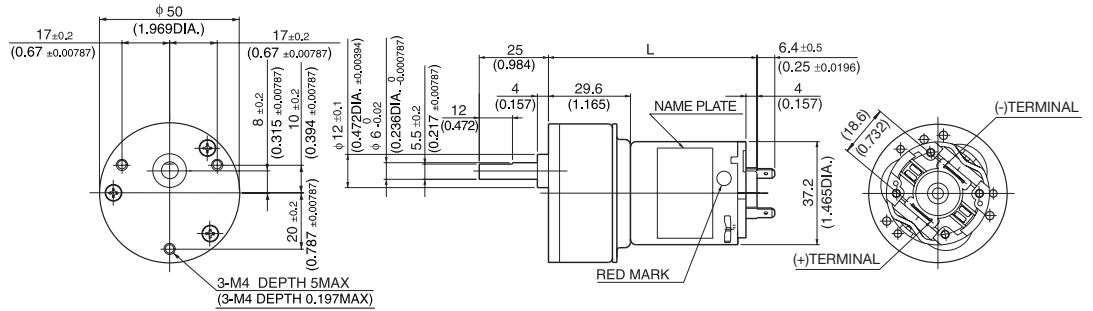
● SPECIFICATION OF REVOLUTION SENSOR ARE SHOWN ON PAGE 8.

WITH GEARBOX  
**50G**



50G

● DIMENSIONS Unit mm(inch)



Model	L		Weight	
	(mm)	(inch)	g	lb
DME37S50G	75.3	2.96	280	0.62
DME37B50G	83.3	3.28	330	0.73
DME37K50G	88.3	3.48	360	0.79

● with 50G TYPE GEARBOX

Model	Gear ratio		9	18	*27	*36	*54	*72	96	144	192	256
	Rated speed	r/min	500	250	166	125	83.3	62.5	46.8	31.2	24.5	19.1
DME37S50G ☆	Rated torque	N-m	0.072	0.14	0.19	0.25	0.38	0.51	0.62	0.93	0.98	0.98
		oz-in	10.14	19.44	26.39	36.11	54.16	72.21	87.49	130.54	138.87	138.87
DME37B50G ☆	Rated speed	r/min	522	261	174	130	87	65.2	48.9	34.2	26.4	20.2
		Rated torque	N-m	0.11	0.22	0.28	0.38	0.58	0.76	0.92	0.98	0.98
DME37K50G ☆	Rated speed	r/min	400	200	133	100	66.6	52.3	40.1	27.8	21.2	16.1
		Permission torque	N-m	0.17	0.35	0.48	0.63	0.96	0.98	0.98	0.98	0.98
DME37K50G ☆	Permission torque	oz-in	25	50	68.05	90.27	136.09	138.87	138.87	138.87	138.87	138.87