

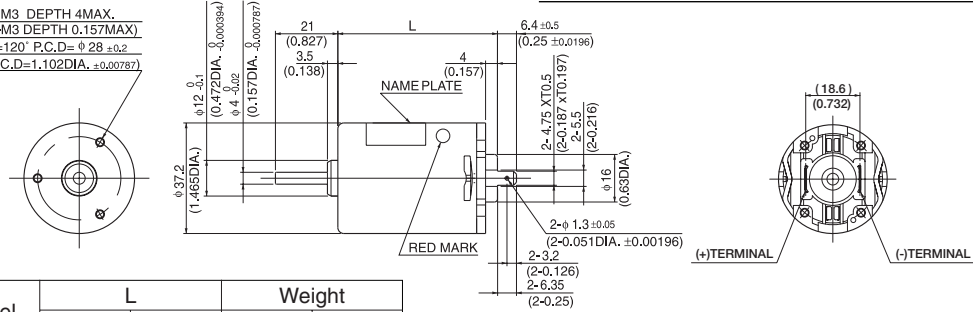
DME37

| MODEL CODE | VOLTAGE | OUTPUT | CURRENT |
|------------|---------|--------|---------|
| SA | 12V | 4.6W | 0.78A |
| SB | 24V | 4.6W | 0.37A |
| BA | 12V | 7.2W | 1.01A |
| BB | 24V | 7.2W | 0.53A |
| KA | 12V | 9.2W | 1.20A |
| KB | 24V | 9.2W | 0.60A |
| JB | 24V | 17.2W | 1.07A |

● DIMENSIONS Unit mm(inch)



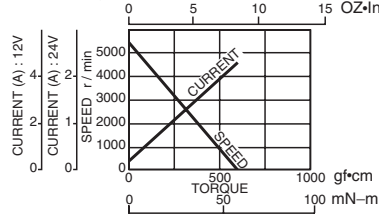
3-M3 DEPTH 4MAX.
(3-M3 DEPTH 0.157MAX)
P=120° P.C.D=φ 28 ±0.2
(P.C.D=1.102DIA. ±0.00787)



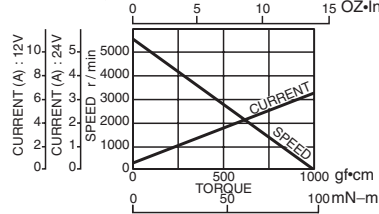
| Model | L | | Weight | |
|--------------------|------|--------|--------|------|
| | (mm) | (inch) | g | lb |
| DME37SA DME37SB | 45.7 | 1.8 | 130 | 0.28 |
| DME37BA DME37BB | 53.7 | 2.11 | 180 | 0.40 |
| DME37KA DME37KB | 58.7 | 2.31 | 210 | 0.46 |
| DME37JB | 63.7 | 2.51 | 240 | 0.53 |

● CURRENT, SPEED-TORQUE CURVE

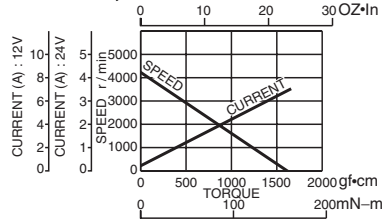
DME37SA, DME37SB



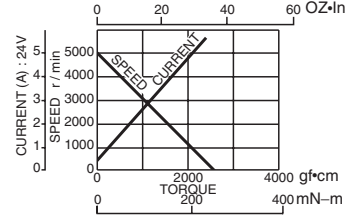
DME37BA, DME37BB



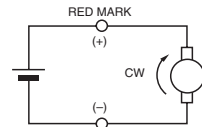
DME37KA, DME37KB



DME37JB



● CONNECTION



● STANDARD SPECIFICATIONS

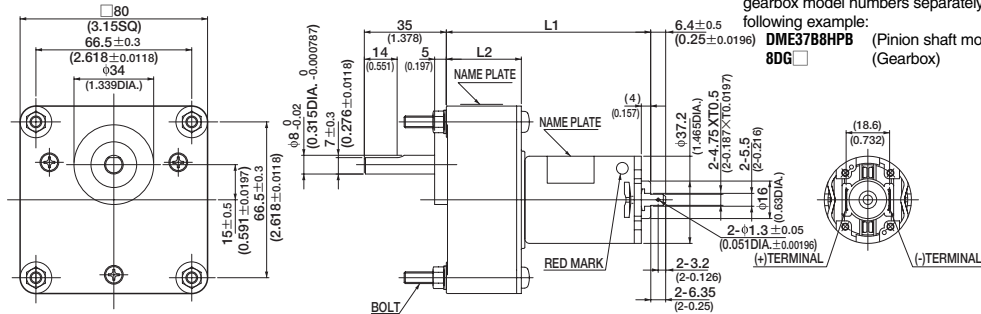
| Model | Rated | | | | | | No load | | Stall torque | |
|---------|-------------|--------------|--------|-------|--------------|----------------|--------------|----------------|--------------|-------|
| | Output W | Voltage V | Torque | | Current A | Speed r/min | Current A | Speed r/min | mN·m | oz·in |
| | | | mN·m | oz·in | | | | | | |
| DME37SA | 4.6 | 12 | 10 | 1.42 | 0.78 | 4500 | 0.26 | 5500 | 54 | 7.64 |
| DME37SB | 4.6 | 24 | 10 | 1.42 | 0.37 | 4500 | 0.12 | 5500 | 54 | 7.64 |
| DME37BA | 7.2 | 12 | 15 | 2.12 | 1.01 | 4700 | 0.25 | 5500 | 98 | 13.88 |
| DME37BB | 7.2 | 24 | 15 | 2.12 | 0.53 | 4700 | 0.13 | 5500 | 98 | 13.88 |
| DME37KA | 9.2 | 12 | 24.5 | 3.5 | 1.20 | 3600 | 0.27 | 4300 | 160 | 22.66 |
| DME37KB | 9.2 | 24 | 24.5 | 3.5 | 0.60 | 3600 | 0.14 | 4300 | 160 | 22.66 |
| DME37JB | 17.2 | 24 | 39 | 5.52 | 1.07 | 4200 | 0.18 | 5000 | 240 | 34 |

WITH GEARBOX 8DG



8DG

● DIMENSIONS Unit mm(inch) DME37B8DG



NOTE :
When ordering, please write the motor model and gearbox model numbers separately, as in the following example:
DME37B8HPB (Pinion shaft motor)
8DG (Gearbox)

| Model | GEAR RATIO | L1 | | L2 | | BOLT | | WEIGHT | |
|-----------|------------|-------|--------|------|--------|-------|----------|--------|------|
| | | (mm) | (inch) | (mm) | (inch) | (mm) | (inch) | g | lb |
| DME37B8HP | 30~150 | 87.2 | 3.433 | 32 | 1.26 | M5X50 | M5X1.969 | 680 | 1.5 |
| | 250~1800 | 97.2 | 3.826 | 42 | 1.654 | M5X60 | M5X2.362 | 780 | 1.72 |
| DME37K8HP | 30~150 | 92.2 | 3.63 | 32 | 1.26 | M5X50 | M5X1.969 | 710 | 1.57 |
| | 250~1800 | 102.2 | 4.024 | 42 | 1.654 | M5X60 | M5X2.362 | 810 | 1.79 |
| DME37J8HP | 30~150 | 97.2 | 3.827 | 32 | 1.26 | M5X50 | M5X1.969 | 740 | 1.63 |
| | 250~1800 | 107.2 | 4.22 | 42 | 1.654 | M5X60 | M5X2.362 | 840 | 1.85 |

● with 8DG TYPE GEARBOX MOTOR MODEL DME37B8HP☆, DME37K8HP☆, DME37J8HPB & GEARBOX MODEL 8DG□

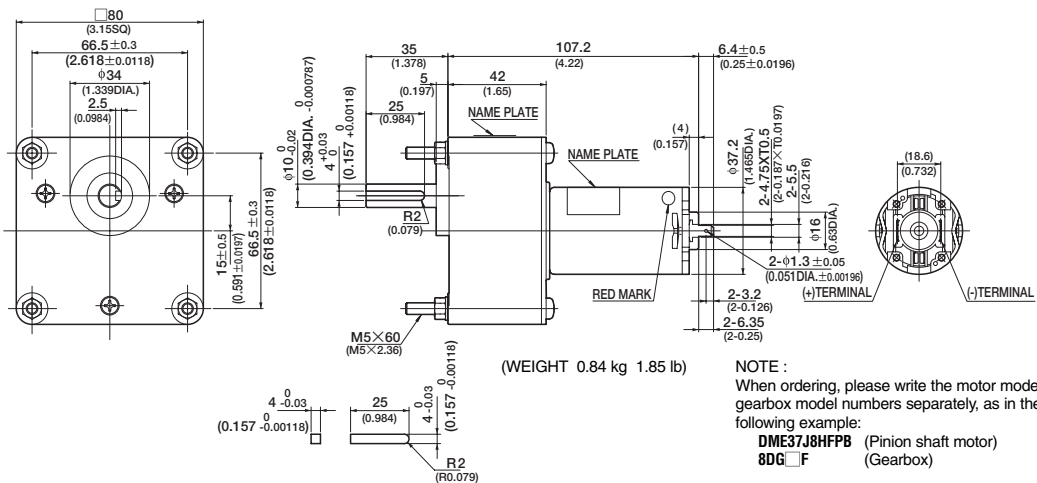
| Model | Gear ratio | | *30 | *50 | *75 | *100 | *150 | 250 | 300 | *500 | *750 | *1800 | |
|----------------------|-------------------|-------------------|----------------------|-------------|--------|--------|--------|--------|--------|--------|--------|--------|-----|
| | | | DME37B8HP☆ & 8DG□ | Rated speed | r/min | 156 | 94 | 62.6 | 47 | 31.3 | 18.8 | 15.6 | 9.5 |
| DME37K8HP☆ & 8DG□ | Rated torque | N·m | 0.32 | 0.53 | 0.8 | 1.1 | 1.6 | 2.4 | 2.8 | 3.9 | 3.9 | 3.9 | |
| | | oz·in | 45.83 | 74.99 | 113.87 | 152.76 | 222.19 | 333.29 | 402.73 | 555.49 | 555.49 | 555.49 | |
| DME37J8HPB & 8DG□ | Rated speed | r/min | 120 | 72 | 48 | 36 | 24 | 14.4 | 12.4 | 7.8 | 5.4 | 2.3 | |
| | | Permission torque | N·m | 0.53 | 0.89 | 1.2 | 1.7 | 2.6 | 3.9 | 3.9 | 3.9 | 3.9 | 3.9 |
| DME37J8HPB & 8DG□ | Permission torque | oz·in | 74.99 | 126.37 | 180.53 | 249.97 | 374.95 | 555.49 | 555.49 | 555.49 | 555.49 | 555.49 | |
| | | Rated speed | r/min | 140 | 84 | 56 | 42 | 28.4 | 18 | 15.3 | 9.4 | 6.4 | 2.7 |
| | | | Permission torque | N·m | 0.85 | 1.3 | 2.1 | 2.8 | 3.9 | 3.9 | 3.9 | 3.9 | 3.9 |
| | | oz·in | 120.82 | 194.42 | 305.52 | 402.73 | 555.49 | 555.49 | 555.49 | 555.49 | 555.49 | | |

WITH GEARBOX 8DGF



8DGF

● DIMENSIONS Unit mm(inch) DME37J8DGF



(WEIGHT 0.84 kg 1.85 lb)

NOTE :
When ordering, please write the motor model and gearbox model numbers separately, as in the following example:
DME37J8HFPB (Pinion shaft motor)
8DGF (Gearbox)

● with 8DGF TYPE GEARBOX MOTOR MODEL DME37J8HFPB & GEARBOX MODEL 8DGF□

| Model | Gear ratio | | *25 | *30 | 50 | 75 | 100 | 180 |
|-------|-------------------|-------|------------------------|-------------|--------|--------|--------|-------|
| | | | DME37J8HFPB & 8DGF□ | Rated speed | r/min | 168 | 140 | 84 |
| | Permission torque | N·m | 0.71 | 0.85 | 1.3 | 1.8 | 2.5 | 4.6 |
| | | oz·in | 101.38 | 120.82 | 194.42 | 263.86 | 361.07 | 652.7 |

NOTE 1: Enter the required reduction ratio in the □.
2: *Rotation of gearbox shaft is in reverse of rotation of motor.
3: Enter the required voltage A or B in the ☆.