

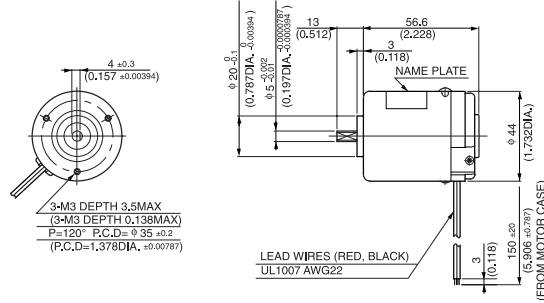
DME44

MODEL CODE	VOLTAGE	OUTPUT	CURRENT
SA	12V	9.2W	1.31A
SB	24V	9.2W	0.65A
BB	24V	14.8W	0.94A

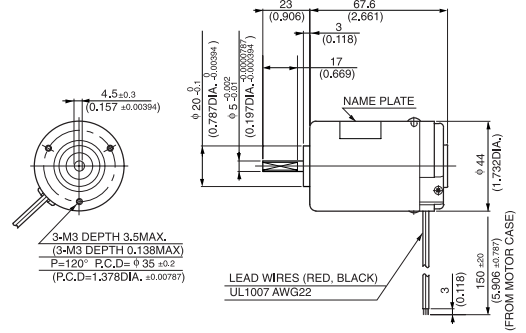


● DIMENSIONS Unit mm(inch)

DME44SA, DME44SB

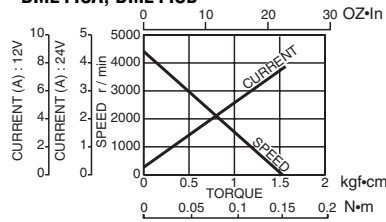


DME44BA, DME44BB

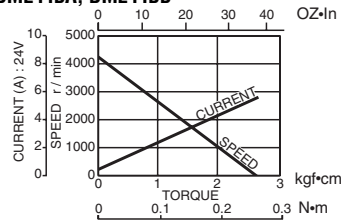


● CURRENT, SPEED-TORQUE CURVE

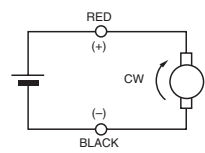
DME44SA, DME44SB



DME44BA, DME44BB



● CONNECTION

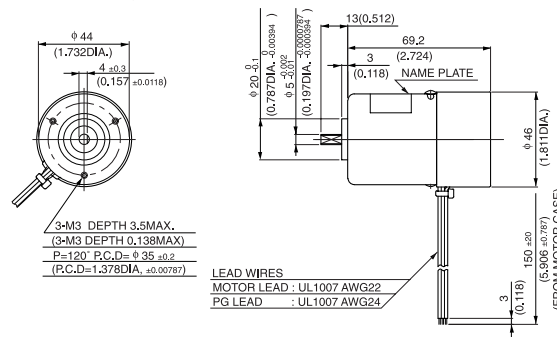


● STANDARD SPECIFICATIONS

Model	Rated					No load		Stall torque		Weight		
	Output W	Voltage V	Torque		Current A	Speed r/min	Current A	Speed r/min	mN-m	oz-in	Weight	
			mN-m	oz-in							g	lb
DME44SA	9.2	12	24	3.47	1.31	3600	0.31	4300	150	22.22	300	0.66
DME44SB	9.2	24	24	3.47	0.65	3600	0.15	4300	150	22.22	300	0.66
DME44BB	14.8	24	39	5.55	0.94	3600	0.16	4300	250	36.11	400	0.88

● REVOLUTION SENSOR MAGNET TYPE

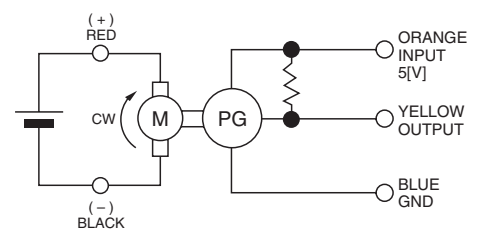
DME44SMA, DME44SMB



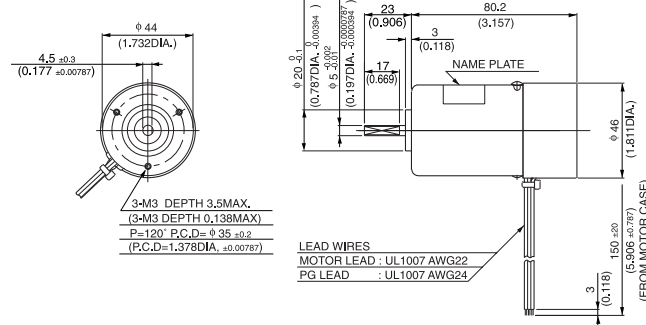
(WEIGHT 400 g 0.88 lb)

● CONNECTION OF REVOLUTION SENSOR

DME44SMA, DME44SMB, DME44BMB



DME44BMB



(WEIGHT 500 g 1.1lb)

● SPECIFICATION OF REVOLUTION SENSOR ARE SHOWN ON PAGE 8.